



**FITTING INSTRUCTIONS FOR LP0143BK LICENCE PLATE BRACKET
BMW F800GT 2013 (FOR USE WITH ORIGINAL LUGGAGE BRACKET)**


Page | 1



**EMS PICTURED AND LABELLED BELOW.
DO NOT PROCEED UNTIL YOU ARE SURE ALL PARTS ARE PRESENT.**

Please note that the way the kit is packed does not necessarily represent the way of mounting to the bike.

THE PARTS SHOWN MAY BE REPRESENTATIVE ONLY (FOR CLARITY OF INSTRUCTIONS ONLY)





LEGEND

ITEM 1 = M6 x 12mm LONG BUTTON HEAD BOLT (x2).

ITEM 2 = LICENCE PLATE BRACKET (TB0143) (x1).


ITEM 3 = REFLECTOR (x1) NOT SHOWN.

Page | 2

Please note that in cases where kits are packed with rubber washers holding the components onto the bolt – *the rubber washers should be thrown away!*

TOOLS REQUIRED

- Set of metric Allen keys to include 4 & 5mm A/F sizes.
- T25, T30 and T45 Torx bits sockets & wrench.



Picture 1



Picture 2



Picture 3



Picture 4



Picture 5



Picture 6



Picture 7



Picture 8

FITTING INSTRUCTIONS

- To fit the R&G tail tidy, first remove the pillion seat using the key.
- Remove the two bolts arrowed in picture 1 from under the pillion seat.
- Remove the two bolts arrowed in pictures 2 and 3.
- Remove the four bolts arrowed in picture 4.
- Remove the original licence plate bracket (this is clipped in place).
- Offer the new licence plate bracket into position (feed between the under-tray and the luggage bracket as shown in picture 5).
- Secure using the two button headed bolts as shown in picture 6.
- Refit the two original rearmost bolts through the mounting brackets on the new licence plate bracket and into the original mounts as shown in pictures 7 and 8.
- **IMPORTANT: IF FITTING A FULL-SIZE LICENCE PLATE AND PLACING IT FAR DOWN ON THE LICENCE PLATE HANGER, THERE IS A SMALL CHANCE OF THE LICENCE PLATE HITTING THE BACK WHEEL UNDER HEAVY LOAD AND OVER LARGE BUMPS IN THE ROAD. IT IS YOUR RESPONSIBILITY TO CHECK FOR THIS POSSIBILITY AND TAKE AVOIDING ACTION. FAILURE TO CHECK THIS COULD RESULT IN SERIOUS INJURY.**
- Depending on local laws, attach enclosed reflector in an appropriate location.
- Test the license plate illuminator and all lights before riding.

ISSUE 1 13/05/2013 (NSY)

CONSUMER NOTICE

The catalogue description and any exhibition of samples are only broad indications of the Products and R&G may make design changes which do not diminish their performance or visual appeal and supplying them in such state shall conform to the order. The Buyer acknowledges no representation or warranty (other than as to title) has been given or will apply to the Products other than those in R&G's order or confirmation and the Buyer confirms it has chosen the Products as being of merchantable quality and suitable for its particular purposes. Where R&G fits the Products or undertakes other services it shall exercise reasonable skill and care and rectify any fault free of charge unless the workmanship has been disturbed. The Buyer is responsible for ensuring that the warranty on the motorcycle is not affected by the fitting of the Products. On return of any defective Products R&G shall at its option either supply a replacement or refund the purchase money but shall not be liable if the Products have been modified or used or maintained otherwise than in accordance with R&G's or manufacturer's instructions and good engineering practice or if the defect arises from accident or neglect. Other than identified above and subject to R&G not limiting its liability for causing death and personal injury, it shall not be liable for indirect or consequential loss and otherwise its liability shall be limited to the amounts paid by the Buyer for the Products or the fitting or service concerned. These terms do not affect the Buyer's statutory rights.

R&G RACING RETURNS POLICY (NON-FAULTY GOODS)

Returns must be pre-authorized (if not pre-authorized the return will be rejected). Goods may only be returned direct to us if they were purchased direct from us (customer must prove if necessary). Otherwise to be returned to original vendor. Goods must be in re-sellable condition, in the opinion of R&G Racing. All returns are subject to a 25% restocking and handling fee (25% of the gross value exc. P&P – at the prevailing price at time of purchase). The customer must pay any and all carriage charges. No returns of discontinued products, unless within 14 days of purchase. This policy does not affect your statutory rights and does not refer to faulty goods.

R&G Racing

Unit 1, Shelley's Lane, East Worldham, Alton, Hampshire, GU34 3AQ

Tel: +44 (0)1420 89007 Fax: +44 (0)1420 87301 www.rg-racing.com Email: info@rg-racing.com



Instructions de montage LP0143BK Support de plaque
BMW F800GT 2013 (Pour utilisation avec le porte bagages d'origine)


Page | 4



Photographié et indiqué ci dessous
Assurez vous que toutes les pièces soient présentes avant de procéder au montage.

LA FAÇON DONT LE KIT EST EMBALLE NE CORRESPOND PAS FORCEMENT A LA FAÇON DE MONTER LES PIECES SUR LA MOTO.

LES PIECES PRESENTEES PEUVENT N'ETRE QUE REPRESENTATIVES, AFIN DE FACILITER ET CLARIFIER LES INSTRUCTIONS DE MONTAGE.





LEGENDE

ARTICLE 1 = M6 x 12mm Boulon (x2).

ARTICLE 2 = Support de plaque (TB0143) (x1).

ARTICLE 3 = Réfléchissant (x1) non indiqué.

Page | 5

NOTEZ QUE SI LES KITS SONT EMBALLES AVEC DES RONDELLES EN CAOUTCHOUC SERVANT A TENIR LES COMPOSANTS, CES RONDELLES DOIVENT ETRE JETEES.

Outils requis

- Clés Allen 4 & 5mm.
- Clés Torx T25, T30 et T45.




Photo 1



Photo 2



Photo 3



Photo 4



Photo 5



Photo 6



Photo 7



Photo 8

Instructions de montage:

- Enlever le siège passager en utilisant une clé.
- Enlever les 2 boulons fléchés en Photo 1 par le dessous du siège passager. Enlever les 2 boulons fléchés en Photos 2 et 3.
- Enlever les 4 boulons (Photo 4).
- Enlever le support de plaque d'origine (clippé en place).
- Mettre le nouveau support de plaque en position (Passer entre le sous plateau et le support de bagage (Photo 5)).
- Sécuriser en utilisant 2 boulons (Photo 6).
- Remettre les 2 boulons d'origine les plus à l'arrière à travers les supports de fixation sur le nouveau support de plaque et dans les supports d'origine (Photos 7 et 8).
- **IMPORTANT: Si vous installez une grosse plaque, il y a un risque que la plaque entre en contact avec la roue arrière en cas de choc sur la route (bosse, grosse charge etc...). Il est de votre responsabilité de vérifier que cela ne puisse pas se produire. Ne pas effectuer ces vérifications peut entraîner des dommages ainsi que des blessures graves pour le pilote.**
- Selon la loi locale, monter des réflecteurs aux emplacements appropriés.
- Revérifiez que les clignotants et les feux de plaque fonctionnent bien avant de prendre la route.

ISSUE 1 13/05/2013 (NSY)

CONSUMER NOTICE

The catalogue description and any exhibition of samples are only broad indications of the Products and R&G may make design changes which do not diminish their performance or visual appeal and supplying them in such state shall conform to the order. The Buyer acknowledges no representation or warranty (other than as to title) has been given or will apply to the Products other than those in R&G's order or confirmation and the Buyer confirms it has chosen the Products as being of merchantable quality and suitable for its particular purposes. Where R&G fits the Products or undertakes other services it shall exercise reasonable skill and care and rectify any fault free of charge unless the workmanship has been disturbed. The Buyer is responsible for ensuring that the warranty on the motorcycle is not affected by the fitting of the Products. On return of any defective Products R&G shall at its option either supply a replacement or refund the purchase money but shall not be liable if the Products have been modified or used or maintained otherwise than in accordance with R&G's or manufacturer's instructions and good engineering practice or if the defect arises from accident or neglect. Other than identified above and subject to R&G not limiting its liability for causing death and personal injury, it shall not be liable for indirect or consequential loss and otherwise its liability shall be limited to the amounts paid by the Buyer for the Products or the fitting or service concerned. These terms do not affect the Buyer's statutory rights.

R&G RACING RETURNS POLICY (NON-FAULTY GOODS)

Returns must be pre-authorized (if not pre-authorized the return will be rejected). Goods may only be returned direct to us if they were purchased direct from us (customer must prove if necessary). Otherwise to be returned to original vendor. Goods must be in re-sellable condition, in the opinion of R&G Racing. All returns are subject to a 25% restocking and handling fee (25% of the gross value exc. P&P – at the prevailing price at time of purchase). The customer must pay any and all carriage charges. No returns of discontinued products, unless within 14 days of purchase. This policy does not affect your statutory rights and does not refer to faulty goods.